

CHROME DUROLITE SERIES PLATE CASTORS

UP TO 125KG / CASTOR

**MOUNTING
PLATES
AVAILABLE IF
REQUIRED**
page 95



S4486BR














S5574



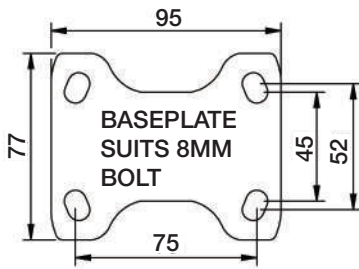
R5575

SPECIFICATIONS & FITTINGS

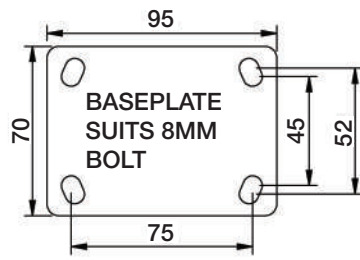
 Diameter (mm)	 Width (mm)	 Wheel Type	 Wheel Code	 Bearing Type	 Load Capacity	 Height (mm)	 Swivel Radius	 With Brake	 Rigid Code	 Swivel Code
75	32	Inst Rubber	IR3008	Ball	80/45	107	70	105	R3375	S3374 #
75	32	Poly Nylon	PU3344	Ball	80/45	107	70	105	R3373	S3372 #
100	32	Inst Rubber	IR4004	Ball	100/80	135	90	106	R4475	S4474
100	32	Anti Static	AS4005	Ball	100/80	135	90	106	R4509	S4508
100	32	Poly Nylon	PU4444	Ball	100/80	135	90	106	R4487	S4486
125	32	Inst Rubber	IR5004	Ball	100/80	161	102	106	R5575	S5574
125	32	Anti Static	AS5006	Ball	100/80	161	102	106	R5565	S5564
125	32	Poly Nylon	PU5555	Ball	100/80	161	102	106	R5587	S5586
150	32	Inst Rubber	IR6009	Ball	100/80	190	125	125	R6675	S6674
150	30	Poly Nylon	PU6660	Ball	100/80	190	125	125	R6689	S6688
150	30	Nylon	NY6617	Ball	125/100	190	125	125	R6685	S6684

To order castor with Red Brake (BR), Grey Brake (BG) or Green Directional Lock (D) add BR, CH or D to the end of the Swivel Code. Eg S6688BR indicates red brake castor. Castors marked # are not available with Directional Locks. All brakes are Swivel, Lock & Brake.

BASEPLATE DIMENSIONS & DRILLING PATTERNS FOR CHROME DUROLITE CASTORS



RIGID



SWIVEL



S6688B