

Hanging Hardware Setup

Important things to consider

How long is the hanging gate, door etc. going to be?

The hanging channel is supplied in 2.9m or 5.8m lengths. Depending on your application, additional lengths will be needed. In this case, a joint support bracket would be required.

Will the channel be mounted on a wall or roof?

The channel bracket you need will vary depending on your application. For installation you will require at least 2x channel brackets per 2.9m length of gate track.

What type of rollers do you need?

Depending on the weight of your gate the rollers you need will vary. The 2 wheel rollers are suitable for loads up to 350kg, and the 4 wheel rollers for loads up to 460kg (per roller set).

Hardware to Suit 35mm Wide Channel

GTR148 (2.9m), GTR071 (5.8m)



Channel Bracket (Wall Mount)
GTR073



Channel Bracket (Roof Mount)
GTR075



70kg 2 Wheel Roller Set
GTR080



130kg 4 Wheel Roller Set
GTR068



Joint Support Bracket
GTR151



End Cap & Stop
GTR166

Hardware to Suit 50mm Wide Channel

GTR149 (2.9m), GTR040 (5.8m)



Channel Bracket (Wall Mount)
GTR042



Channel Bracket (Roof Mount)
GTR041



130kg 2 Wheel Roller Set
GTR081



190kg 4 Wheel Roller Set
GTR069



Joint Support Bracket
GTR152



End Cap & Stop
GTR167

Hardware to Suit 60mm Wide Channel

GTR150 (2.9m), GTR072 (5.8m)



Channel Bracket (Wall Mount)
GTR074



Channel Bracket (Roof Mount)
GTR076



350kg 2 Wheel Roller Set
GTR082



460kg 4 Wheel Roller Set
GTR070



Joint Support Bracket
GTR153



End Cap & Stop
GTR168

Floor Mount Bolt Down Door Guide

GTR077

This bolt down bracket supports your door and provides smooth movement when being moved by Richmond's hanging rollers.

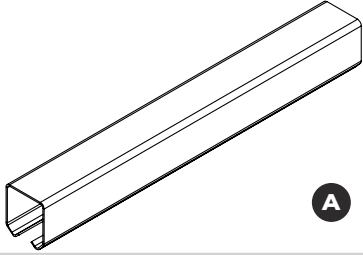
To use: fix a guide plate to the bottom of your door, this sits in the middle of the GTR077 guide as the door is moved open and closed. The guide plate can be either flat bar, or angle iron. 6mm thick.



Hanging Hardware Setup

Hanging 2.9m Roller Track

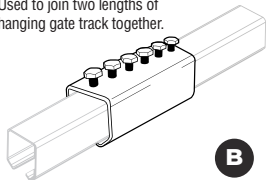
Available in 3 sizes (35mm, 50mm, and 60mm wide) to accommodate large and higher capacity rollers and door/gate frames.



Part Number	Channel Size	Track Length	Max Door Weight	Min. Amount of Brackets Required	Required Spacing Between Brackets
GTR071	35mm	5.8m	260kg	5	1160mm
GTR148	35mm	2.9m	260kg	3	966mm
GTR040	50mm	5.8m	380kg	5	1160mm
GTR 149	50mm	2.9m	380kg	3	966mm
GTR072	60mm	5.8m	720kg	5	1160mm
GTR150	60mm	2.9m	720kg	3	966mm

Hanging Channel Joint Support Bracket

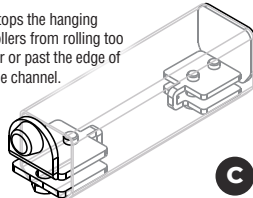
Used to join two lengths of hanging gate track together.



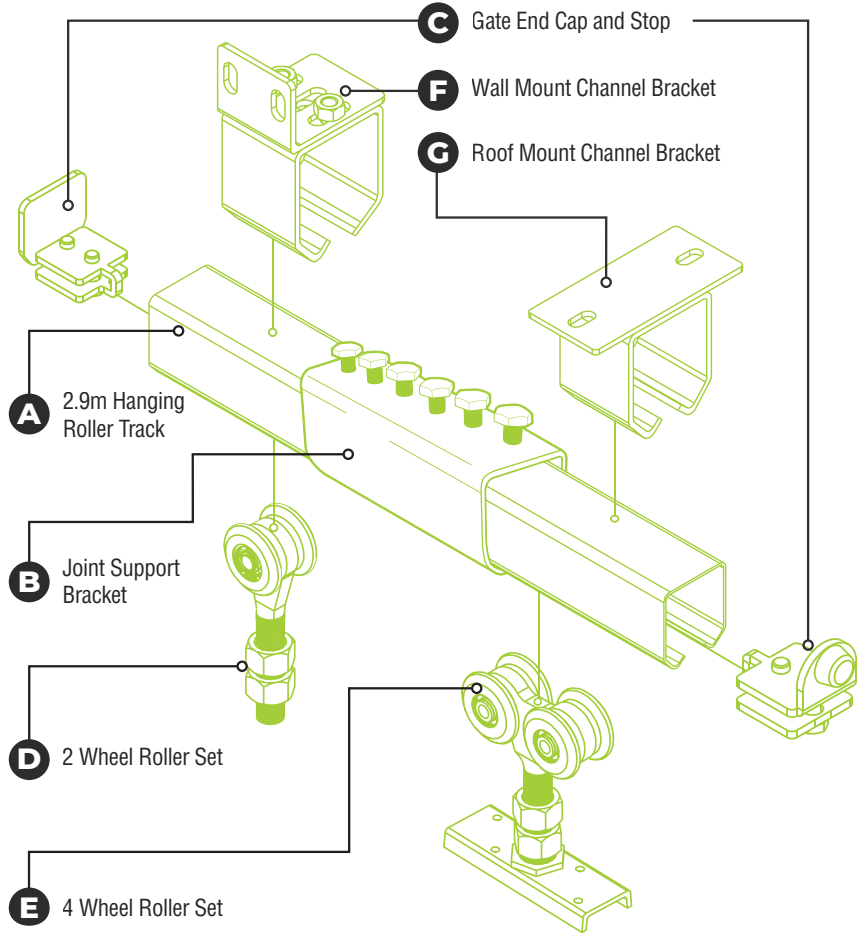
Part Number	Channel Size to Suit
GTR151	35mm
GTR152	50mm
GTR153	60mm

Hanging Channel End Cap and Stopper

Stops the hanging rollers from rolling too far or past the edge of the channel.



Part Number	Channel Size to Suit
GTR166	35mm
GTR167	50mm
GTR168	60mm

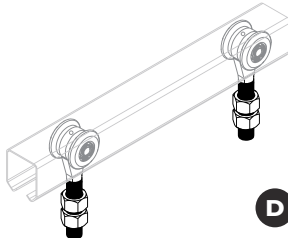


Please Note: This diagram shows where each part would be placed in relation to the channel. The actual parts you require will vary based on your requirements.

ROLLER TYPES

Hanging 2 Wheel Roller Set

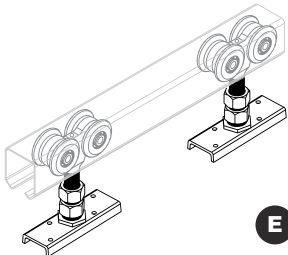
These rollers move your door/gate smoothly along the hanging gate channel. Available to suit each channel width these rollers feature a threaded base, and can handle capacities ranging from 70 - 350kg.



Part Number	Channel Size to Suit	Capacity
GTR080	35mm	70kg
GTR081	50mm	130kg
GTR082	60mm	350kg

Hanging 4 Wheel Roller Set

Sturdier than the 2 wheel rollers, these 4 wheel rollers feature a mounting plate to make the process of attaching the roller to the frame of your door/gate simple. These rollers are suitable for capacities ranging from 130 - 460kg.

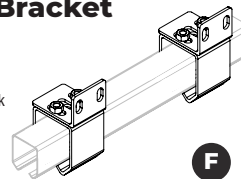


Part Number	Channel Size to Suit	Capacity
GTR068	35mm	130kg
GTR069	50mm	190kg
GTR070	60mm	460kg

BRACKET TYPES

Wall Mount Hanging Channel Bracket

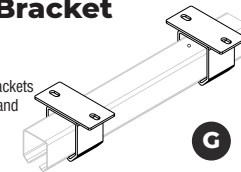
Available to suit each channel width these brackets feature a back plate for mounting the hanging roller channel flat against the wall.



Part Number	Channel Size to Suit	Capacity
GTR073	35mm	100kg
GTR042	50mm	100kg
GTR074	60mm	100kg

Roof Mount Hanging Channel Bracket

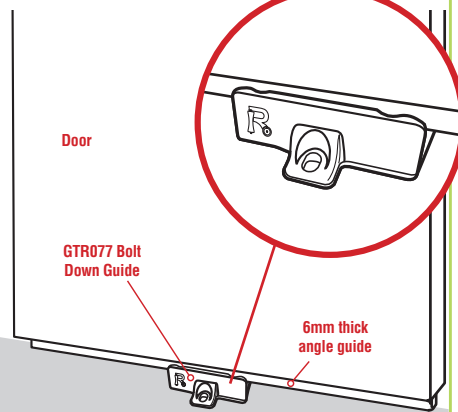
Available to suit each channel width these brackets attach flat to your roof and hold the hanging roller channel in place.



Part Number	Channel Size to Suit	Capacity
GTR075	35mm	110kg
GTR041	50mm	130kg
GTR076	60mm	350kg

Floor Mount Bolt Down Guide

This bolt down bracket supports your door/gate and provides smooth movement when being moved by Richmond's hanging rollers.



To fasten the GTR077 to the ground, we recommend using:

For Concrete: 2x Countersunk concrete screw anchors, or traditional dynabolts M6 x 50mm

For Timber: 2x Countersunk timber screws M6 x 50mm